
Overview of the EVOSS System

HOME PAGE

The **Home page** is the public facing page of EVOSS. It contains links to publicly available information that everyone can access

Welcome to



ENERGY VIRTUAL ONE-STOP SHOP

AGENCY LOG IN

DEVELOPER LOG IN

CONTACT US

USER GUIDE



Centrala Solar Power Plant



EVOSS
REPUBLIC ACT NO. 11234
(ENERGY VIRTUAL ONE-STOP SHOP ACT)



Awarded Projects

- Awarded Wind 31 March 2020
- Awarded Wind (Own-Use) 31 March 2020
- Awarded Solar 31 March 2020
- Awarded Solar (Own-Use) 31 March 2020
- Awarded Ocean 31 March 2020

[view all](#)

Requirements

- DOE - EPIMB Certificate of Endorsement to ERC Checklist of Requirements
- DOE - EPIMB Certificate of Endorsement to BOI Checklist of Requirements
- DOE - REMB Request of Notice of Intention to Drill Checklist of Requirements
- DOE - REMB Purchase or Transfer of Explosives Checklist of Requirements
- DOE - REMB Request for Endorsement to NGAs and LGUs Checklist of Requirements

[view all](#)

Downloadable Files

- DO 2017.04.0005 New Guidelines in the Processing of RE Applications
- PEMC-Feedback Power Certificate
- WESM-Wholesale_Customer_Enrolment_Form
- WESM-SIS Set Info Sheet
- WESM-SIS Guidelines

[view all](#)

RE Service Contract Process

[FAQ](#)

Mandatory Fees

- PEMC
- NWRB
- NGCP
- NCIP
- ERC

[view all](#)

[About Us](#)

[Government Partner Agencies Directory](#)

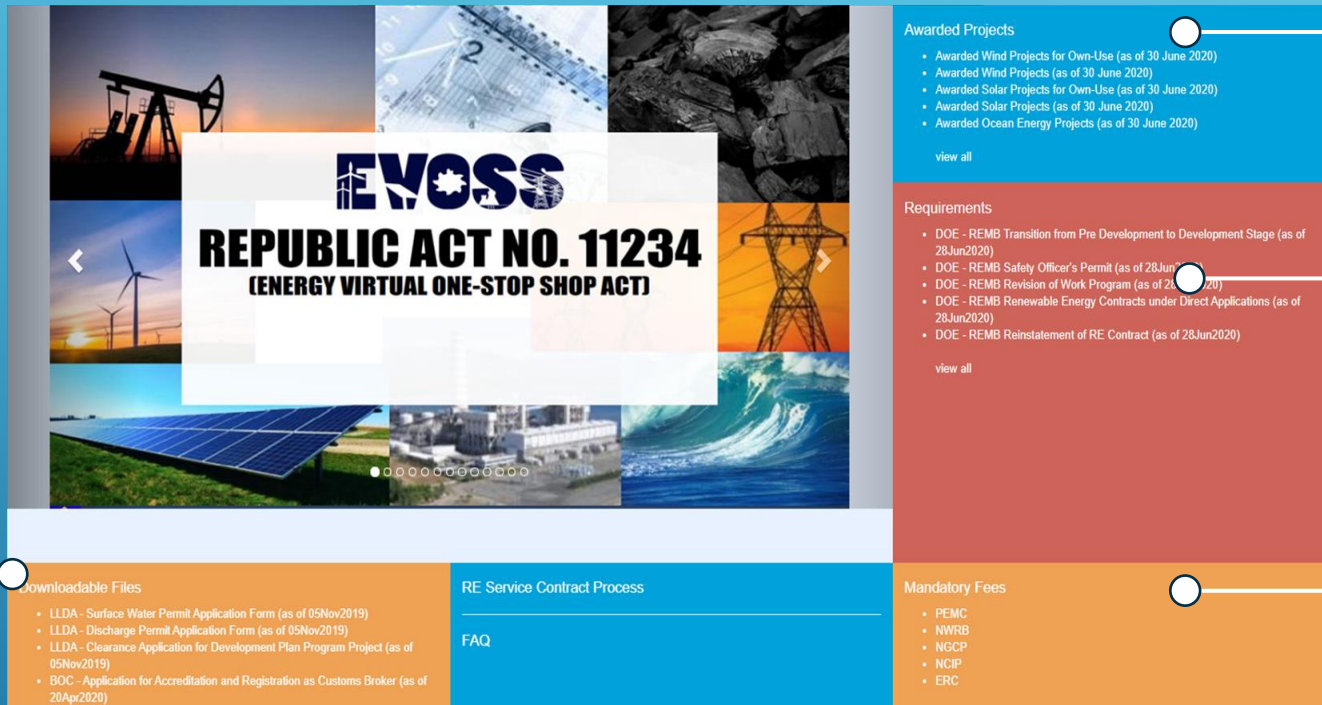


[Help](#)

[Contact Us](#)

HOME PAGE

The **Home page** is the public facing page of EVOSS. It contains links to publicly available information that everyone can access



The screenshot shows the EVOSS Home Page layout. At the top is a large banner with the EVOSS logo and the text "REPUBLIC ACT NO. 11234 (ENERGY VIRTUAL ONE-STOP SHOP ACT)". Below the banner are four main sections: "Downloadable Files" (orange), "RE Service Contract Process" (blue), "Awarded Projects" (light blue), and "Requirements" (red). Each section has a list of items and a "view all" link. The "Downloadable Files" section lists four forms. The "RE Service Contract Process" section has a "FAQ" link. The "Awarded Projects" section lists four types of projects. The "Requirements" section lists four types of permits or contracts. The "Mandatory Fees" section (orange) lists four types of fees.

EVOSS
REPUBLIC ACT NO. 11234
(ENERGY VIRTUAL ONE-STOP SHOP ACT)

Downloadable Files

- LLDA - Surface Water Permit Application Form (as of 05Nov2019)
- LLDA - Discharge Permit Application Form (as of 05Nov2019)
- LLDA - Clearance Application for Development Plan Program Project (as of 05Nov2019)
- BOC - Application for Accreditation and Registration as Customs Broker (as of 20Apr2020)

RE Service Contract Process

[FAQ](#)

Awarded Projects

- Awarded Wind Projects for Own-Use (as of 30 June 2020)
- Awarded Wind Projects (as of 30 June 2020)
- Awarded Solar Projects for Own-Use (as of 30 June 2020)
- Awarded Solar Projects (as of 30 June 2020)
- Awarded Ocean Energy Projects (as of 30 June 2020)

[view all](#)

Requirements

- DOE - REMB Transition from Pre Development to Development Stage (as of 28Jun2020)
- DOE - REMB Safety Officer's Permit (as of 28Jun2020)
- DOE - REMB Revision of Work Program (as of 28Jun2020)
- DOE - REMB Renewable Energy Contracts under Direct Applications (as of 28Jun2020)
- DOE - REMB Reinstatement of RE Contract (as of 28Jun2020)

[view all](#)

Mandatory Fees

- PEMC
- NWRB
- NGCP
- ERC

This section contains the list of the awarded projects by technology

This section displays the list of the Checklist of Requirements from each agency

This section displays the list of the Mandatory Fees

This section contains files that can be downloaded from EVOSS – forms and reference materials

NOTE: To view the complete list per section click "[View All](#)" located always at the bottom part per section.

LOG IN



There are separate log ins for Agencies and Developers. The main difference is the dashboard that the users will see when they log in.

Click the **Developer Log In** to log in as a **designated representative** of a private company

Click **Contact Us** to send a message to the EVOSS team

NOTE: To register as a new user; you may contact REMB or EPIMB to request for an account.

LOG IN

← → ↻ ⓘ Not secure | evoss.ph/Account/ProponentLogin

Welcome to **EV OSS**
ENERGY VIRTUAL ONE-STOP SHOP

AGENCY LOG IN

DEVELOPER LOG IN

CONTACT US

USER GUIDE

Burgos Solar and Wind Farm

Developer Log In

Use a local account to log in.

User Name Enter your username here

Password Enter your password here

☐ Remember me?

Password Complexity:

- Passwords must have at least one special character (example: #,@,&)
- Passwords must have at least one digit ("0" – "9")
- Passwords must have at least one lowercase letter ("a" – "z")
- Passwords must have at least one uppercase ("A" – "Z")

About Us Government Partner Agencies Directory Help Contact Us

Back to top

© 2020 - DGE

LOG IN

Sorry, you're not allowed to perform this action.

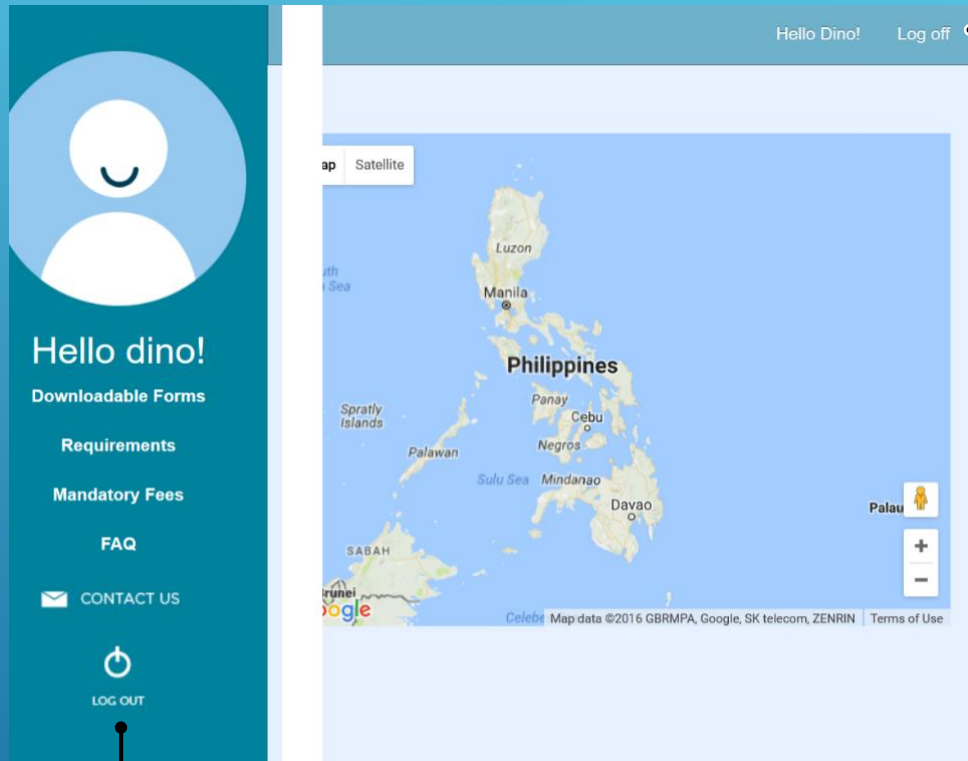
Please contact **evoss.ph@gmail.com** with the following information if you believe this is not correct.

Your user account is currently inactive.

[Back to Home Page](#)

- ▶ If you receive this prompt, your account needs to be activated by an administrator

LOG OFF



Click here to log off

*Note:
Always log-off properly to
avoid having your
account locked-out.*

*Once locked-out, wait
for **approximately 20min**
before logging-in again*

Click here to log off

CHANGE PASSWORD

Manage.
Change your account settings

Password: [\[Change your password \]](#)

Change Password.
Change Password Form

Current password

New password

Confirm new password

Hello Dino! [Log off](#)

Click your name beside the Log Off.

Click here to go to the Change Password page

Specify your current password

Create a new password

Enter the new password again

Click here to change your password

Password Complexity:

- Passwords must have at least one special character (example: #,@,&)
- Passwords must have at least one digit ("0" – "9")
- Passwords must have at least one lowercase letter ("a" – "z")
- Passwords must have at least one uppercase ("A" – "Z")

CONTACT US

The **Contact Us** page allows users to send messages to the EVOSS team without necessarily having to log in

Specify your **full name**; this is how the EVOSS team will address you

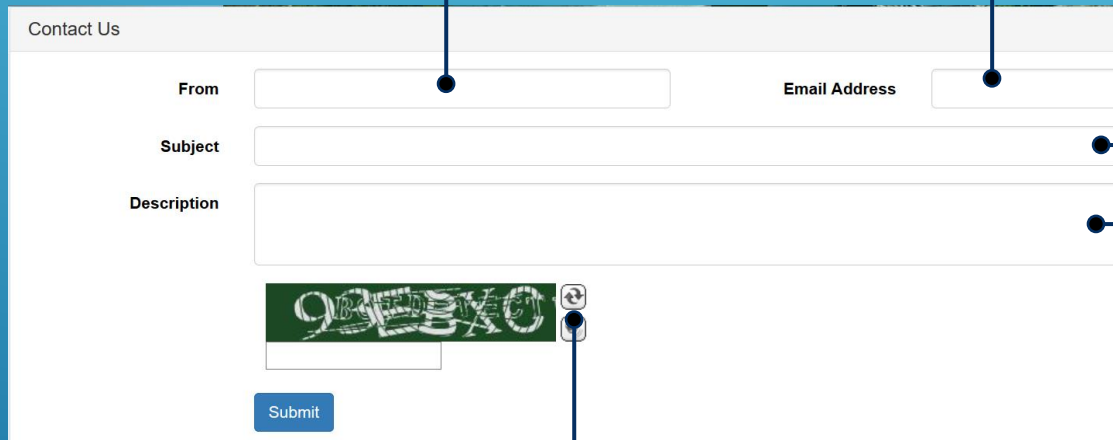
Specify an **email address** where the EVOSS team can reach you

Specify a **Subject** for the communication

Provide details of the **concern or inquiry**.

Enter the **Captcha code** to verify that you are not a robot

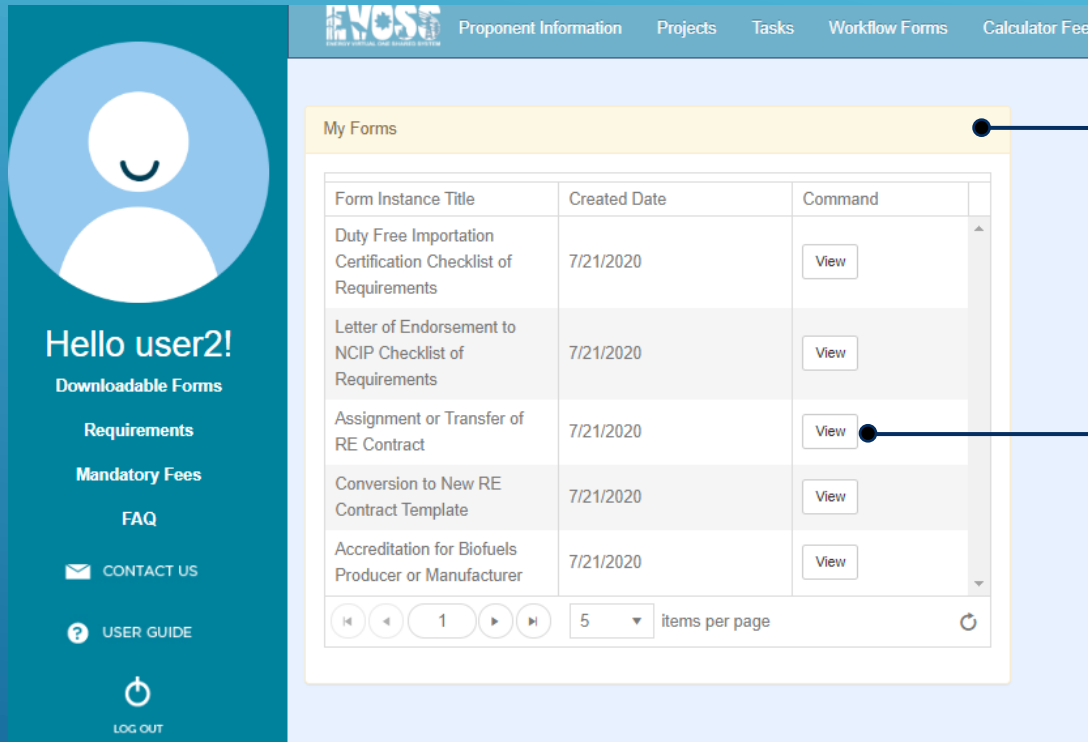
Click **Submit** to send the information to the EVOSS team



The screenshot shows a web form titled "Contact Us". It contains several input fields: "From" (with a callout for full name), "Email Address" (with a callout for email address), "Subject" (with a callout for subject), and "Description" (with a callout for details of concern or inquiry). Below these is a "Captcha" field with a callout for entering the code, and a "Submit" button with a callout for clicking it to send information.

USER DASHBOARD

The dashboard contains an overview of **My Forms** which are the created applications related to the user.



The screenshot shows the EVOSS User Dashboard. On the left is a sidebar with a user profile icon, the text 'Hello user2!', and links for 'Downloadable Forms', 'Requirements', 'Mandatory Fees', 'FAQ', 'CONTACT US', 'USER GUIDE', and 'LOG OUT'. The main content area has a top navigation bar with 'Proponent Information', 'Projects', 'Tasks', 'Workflow Forms', and 'Calculator Fees'. Below this is a 'My Forms' section containing a table of submitted applications. The table has three columns: 'Form Instance Title', 'Created Date', and 'Command'. It lists five applications, all dated 7/21/2020, each with a 'View' button. At the bottom of the table is a pagination control showing '1' of 5 items per page.

Form Instance Title	Created Date	Command
Duty Free Importation Certification Checklist of Requirements	7/21/2020	View
Letter of Endorsement to NCIP Checklist of Requirements	7/21/2020	View
Assignment or Transfer of RE Contract	7/21/2020	View
Conversion to New RE Contract Template	7/21/2020	View
Accreditation for Biofuels Producer or Manufacturer	7/21/2020	View


This grid shows all the applications submitted by the account user.

Click here to view information about the application submitted and the progress of the workflow.

NOTE: To be able for the account user to view the **deliverables**, proceed to the **Project List** then select the **Project Name**.

PROJECT SEARCH PAGE

The page contains all the list of created projects in EVOSS associated to the account user.

 Proponent Information Projects Tasks Workflow Forms Fee Calculator

Hello Beverly Christine! Log off

Search Projects

Name

Search Clear Filter

Results

Name	Proponent Company	Technology	Status	Command
Mainit-Sadanga Geothermal Power Project	Energy Development Corp.	Geothermal	Unknown	Edit
Tanawon Geothermal Power Plant	Bac-man Geothermal, Inc.	Geothermal	Unknown	Edit
Palayan Binary Geothermal Power Plant	Bac-man Geothermal, Inc.	Geothermal	Unknown	Edit
Pasuquin Wind Power Project	Energy Development Corp.	Wind	Unknown	Edit
Ilocos Norte Wind Power Project	Energy Development Corp.	Wind	Unknown	Edit
Amacan Geothermal Power Project	Energy Development Corp.	Geothermal	Under Moratorium / Suspension of Obligations due to Force Majeure	Edit
Burgos Solar Power Project Phase 1 and Phase 2	Energy Development Corp.	Solar	Compliant	Edit
Bogo Solar Power Project	Energy Development Corp.	Solar	Unknown	Edit
Kilada-Matalam Solar Power Project	Energy Development Corp.	Solar	Unknown	Edit
President Roxas Solar Power Project	Energy Development Corp.	Solar	Unknown	Edit
Mt. Zion 2 Geothermal Power Project	Energy Development Corp.	Geothermal	Under Moratorium / Suspension of Obligations due to Force Majeure	Edit
Lakewood Geothermal Prospect	Energy Development Corp.	Geothermal	Approved Relinquishment / Surrender	Edit
Mt. Zion Geothermal Power Project	Energy Development Corp.	Geothermal	Terminated	Edit
Mandalagan Geothermal Prospect	Energy Development Corp.	Geothermal	Terminated	Edit
Ampiro Geothermal Power Project	Energy Development Corp.	Geothermal	Approved Relinquishment / Surrender	Edit
Bacon Manito Geothermal Power Plants	Bac-man Geothermal, Inc.	Geothermal	Compliant	Edit
Tongonan 1 Geothermal Power Plants	Green Core Geothermal, Inc.	Geothermal	Compliant	Edit

DISPLAY PROJECT

The screenshot displays the 'Display Project' interface for the 'Biliran 2 Geothermal Power Project'. The interface includes a navigation bar with links like Projects, Offices, Files, and a main content area with a progress bar showing stages: Application, Pre-Development Stage (active), Development Stage, and Operational Stage. Below the progress bar, there's a section for project details with fields for Name, Company Name, Technology, Commissioning Date, Potential Capacity, Rated / Installed Capacity, Application Date, Dependable Capacity, Awarded Date, Number of Units, Contract No., Fuel Type, Contract Term, Fuel Subtype, Contract Status, IPP Administrator, Project Status, Owner Type, Project Stage, and Contract Type. Below this is an 'Addresses' table with columns for Region, Province, Municipality, Barangay, and Notes. The 'Agency Status' section shows a table with columns for Deliverable, Office Name, Days Elapsed Of Total, and Office Status. The 'Remarks' section shows a table with columns for Created By, Created Date, and Remarks. The 'Attachments' section shows a table with columns for File Name, Created By, and Created Date.

Region	Province	Municipality	Barangay	Notes
VIII	Biliran	Kawayan		
VIII	Biliran	Almeria		

Deliverable	Office Name	Days Elapsed Of Total	Office Status
Conversion to the New RE Contract	Geothermal Energy Management Division		Pending Proponent

Created By	Created Date	Remarks
Vicencio, Hazel	11/6/2017	Awarded on March 30, 2017 with GSC No. 2017-03-056
Vicencio, Hazel	11/6/2017	As of June 2017 REMB updates
Acosta, Merry Jean	1/25/2018	Attached copy of the GSC and Certificate of Registration.

File Name	Created By	Created Date
DOE-GSC-2017-03-056.pdf		1/25/2018
DOE-COR-GSC 2017-03-056.pdf		1/25/2018

This section shows details about the project.

This grid shows all the deliverables for this project from all agencies.

This grid shows all the remarks.

This contains all the attachments related to the project. Click the file name to download.

DISPLAY DELIVERABLE

The Display Deliverable page shows information about the deliverable is tied to the project.

The screenshot shows a web interface for displaying deliverables. It includes a header section, a main content area with a wavy blue separator, and a footer section. Callout lines point to the 'Deliverable Status' header, the 'Conversion to New RESC Template' link, the 'Display Certificate of Confirmation of Commerciality for HYDRO PROJECT 1' section, the 'Remarks' grid, and the 'Deliverable Fees' table.

Deliverable Status			
Deliverable	Office Name	Days Elapsed Of Total	Office Status
Conversion to New RESC Template	Office of the Department of Energy		In Progress

Display Certificate of Confirmation of Commerciality for HYDRO PROJECT 1

Deliverable	Certificate of Confirmation of Commerciality	Office Name	Office of the Department of Energy
Project Name	HYDRO PROJECT 1	Office Status	In Progress
Date Received	Jul-22-2020	Days Elapsed	0
Date Started	Jul-22-2020	Date Approved	

Remarks		
Created By	Created Date	Remarks
No items to display		

Deliverable Fees	
Fee Type	Amount

To view the deliverables associated to the project, click the hyperlink in the project display.

This section shows details about the deliverable.

Click here to view the project information

This grid shows all the remarks.

NOTE: For the applications submitted online, the status of the deliverables are non-editable by the Agency. Status and dates are automatically filled based on the application workflow.

WORKFLOW FORMS

The **Workflow Forms** display all the list of application forms that can be submitted through the EVOSS system.

To access the list Click on **Workflow Forms** in the menu.

The screenshot displays the 'Workflow' section of the EVOSS system, divided into two main categories: REMB and EPIMB. Each category contains a list of application forms, each represented by a document icon and a title. The REMB column lists four forms: 'Renewable Energy (RE) Contract Application', 'Assignment/Transfer of RE Contract', 'Transition from Pre Dev't to Development Stage', and 'Conversion to New RE Contract Template'. The EPIMB column lists four forms: 'Letter of Endorsement to NCIP', 'Letter of Endorsement to PNP', 'Clearance to Undertake System Impact Study', and 'Certificate of Endorsement to BOI'. Two vertical lines with dots at the bottom of each column point to explanatory text boxes.

REMB	EPIMB
Renewable Energy (RE) Contract Application	Letter of Endorsement to NCIP
Assignment/Transfer of RE Contract	Letter of Endorsement to PNP
Transition from Pre Dev't to Development Stage	Clearance to Undertake System Impact Study
Conversion to New RE Contract Template	Certificate of Endorsement to BOI

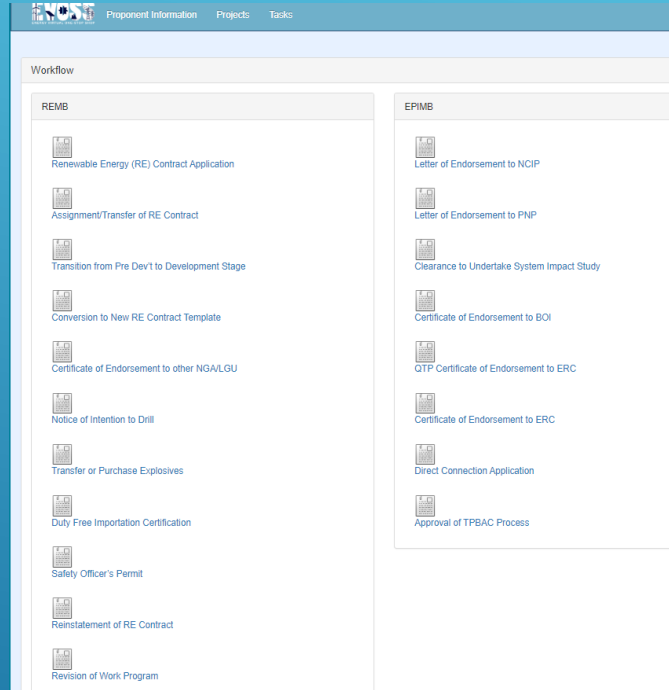
This section shows all the workflows or application forms related to REMB.

This section shows all the workflows or application forms related to EPIMB.

PROCESSES IN THE EVOSS SYSTEM

REMB Processes

1. RE Contract Application
2. Assignment/Transfer of RE Contract
3. Transition from Pre-Dev to Dev't Stage
4. Conversion to new RE Template
5. Reinstatement of RE Contract
6. Revision of Work Program
7. Endorsement to Other NGAs and LGUs
8. DFIC Certification
9. Safety Officer's Permit
10. Transfer or Purchase of Explosives
11. Notice of Intention to Drill



EPIMB Processes

1. Certificate of Endorsement to ERC
2. Clearance to Undertake SIS
3. Letter of Endorsement to NCIP
4. Letter of Endorsement to PNP
5. Certificate of Endorsement to BOI
6. QTP – Certificate of Endorsement to ERC
7. Direct Connection Approval
8. TPBAC Process Approval

WORKFLOW APPLICATION

The **Workflow Forms** display all the list of application forms that can be submitted through the EVOSS system.

Checklist

Create Checklist of Requirements for the LOE to NCIP

CHECKLIST OF REQUIREMENTS
LETTER OF ENDORSEMENT TO NCIP

<input checked="" type="checkbox"/>	1. Letter of Request addressed to the EPIMB Director	Select files...
<input type="checkbox"/>	2. Copy of the Request Letter addressed to NCIP	Select files...
<input type="checkbox"/>	3. Company Profile	Select files...
<input type="checkbox"/>	4. Project Background / Description including the following information: a.) Name of the Generating Facility, b.) Gross Capacity, c.) Exact Location, d.) Target Commercial Operation, and e.) Off-taker of the Electricity	Select files...
<input type="checkbox"/>	5. Vicinity Map	Select files...

Click the box to mark if the required document was attached.

Click the **select files** button to attach the required document/s. This supports multiple files attachment.

NOTE: Details on the page vary on the type of application or based on the selected workflow.

WORKFLOW APPLICATION

The **Workflow Forms** display all the list of application forms that can be submitted through the EVOSS system.

Form

The **Company Name** that will be in the list are only those associated to the Account User.

The screenshot shows a form titled "PROJECT FACT SHEET" with the following fields: "Company Name" (a dropdown menu), "Address" (a text area), "Telephone Number" (a text field), and "E-mail Address" (a text field). At the bottom left is a blue "Submit" button. A vertical line with a dot at the top points from the "Company Name" dropdown to the text box above it. Another line with a dot at the bottom points from the "Submit" button to the text box below it.

The **Applicant** needs to fill out the forms based on the application requirements. Upon completion, **click the submit button** to start the workflow.

The Agency will receive a notification and task containing all the details of the application and the attachments.

NOTE: Details on the page vary on the type of application or based on selected workflow.

TASK LIST

This page displays all the tasks that requires action from the end user such as review for completeness, payment, approval, etc.

In the Search bar, type in the key words of the task such as Project Name, Company Name, Application Type and Action.

Select preferred status type;

- **Available** – indicates a new task/submission
- **Open** – indicates the user has to act on the task
- **Done** – indicates that the task is already completed

Search Task

Particulars

Status

Task List

Particulars	Start Date	End Date	Due Date	Status	Command
HYDRO PROJECT 1 - Aboltiz Power Corp. - Duty Free Importation Certification - Update Processing Fee as Paid	7/21/2020 11:46 PM	7/21/2020 11:47 PM	7/24/2020	Done	<input type="button" value="View"/>
HYDRO PROJECT 1 - Aboltiz Power Corp. - Assignment/Transfer - Pay the Processing and Application Fees within three (3) working days	7/21/2020 11:22 PM	7/21/2020 11:31 PM	7/24/2020	Done	<input type="button" value="View"/>

Click to display the entire details of the application.

Action

Action Remarks

Logs

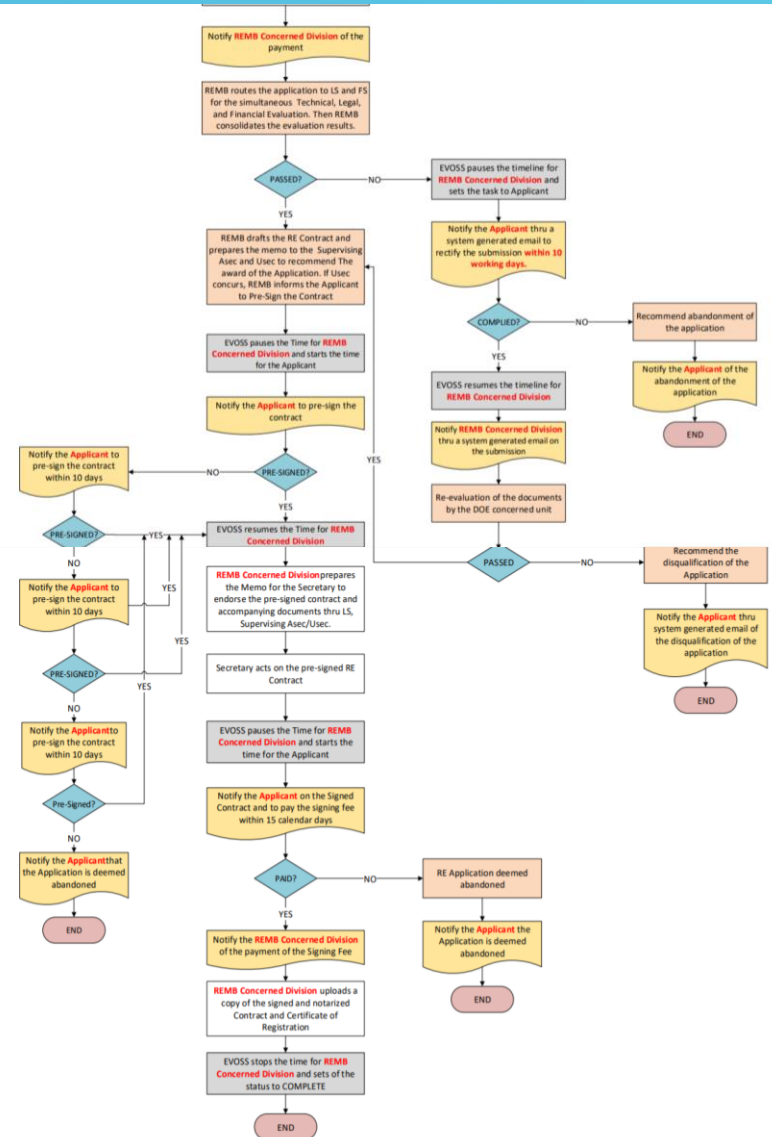
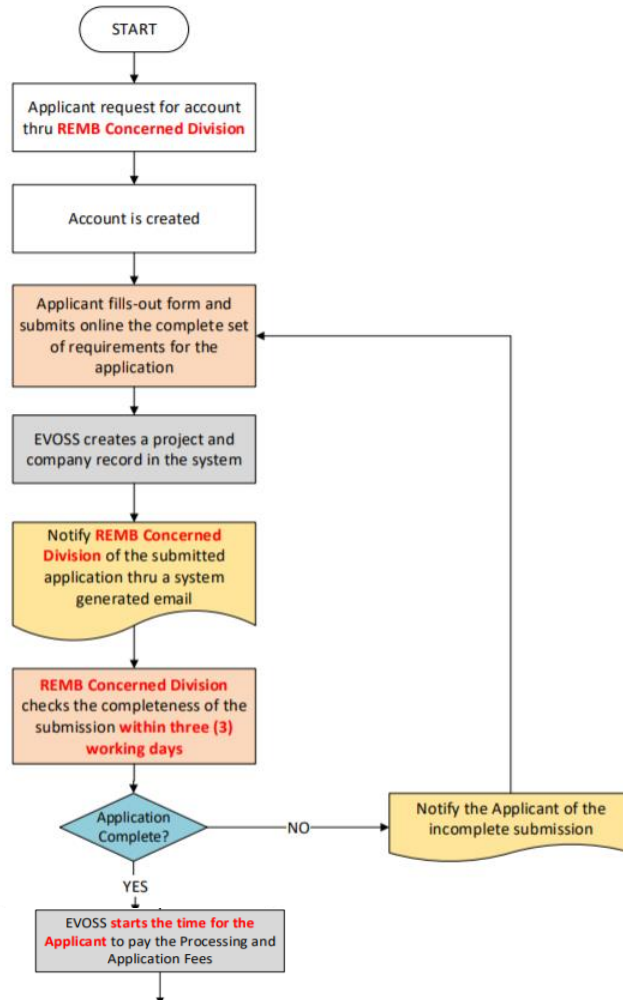
To complete the task, choose the appropriate action from the dropdown options

In the remarks field indicate the specific action made on the application. The Remarks field is mandatory to complete the action.

Click the submit button to complete the task.

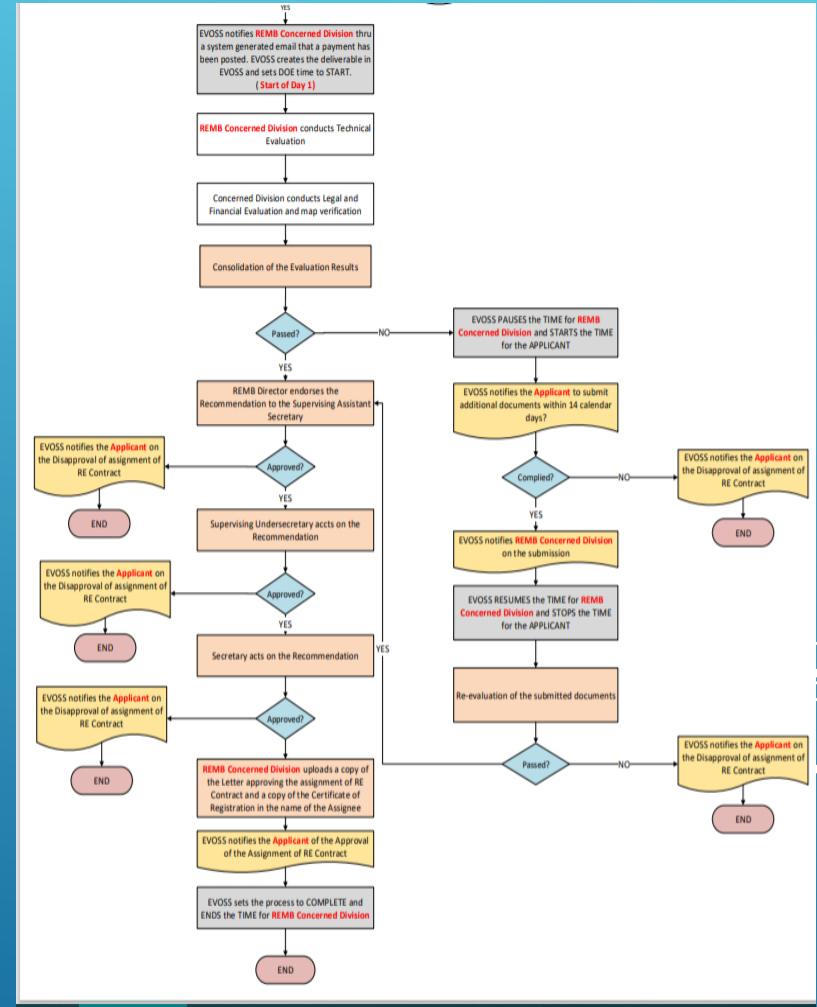
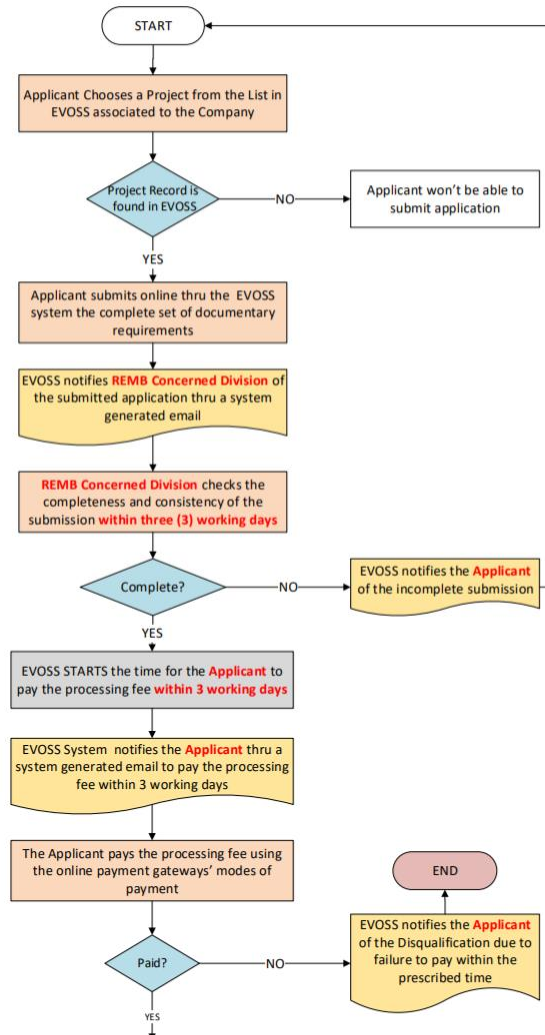
PROCESS FLOW FOR RE APPLICATION

PROCEDURE FOR RENEWABLE ENERGY CONTRACT APPLICATION

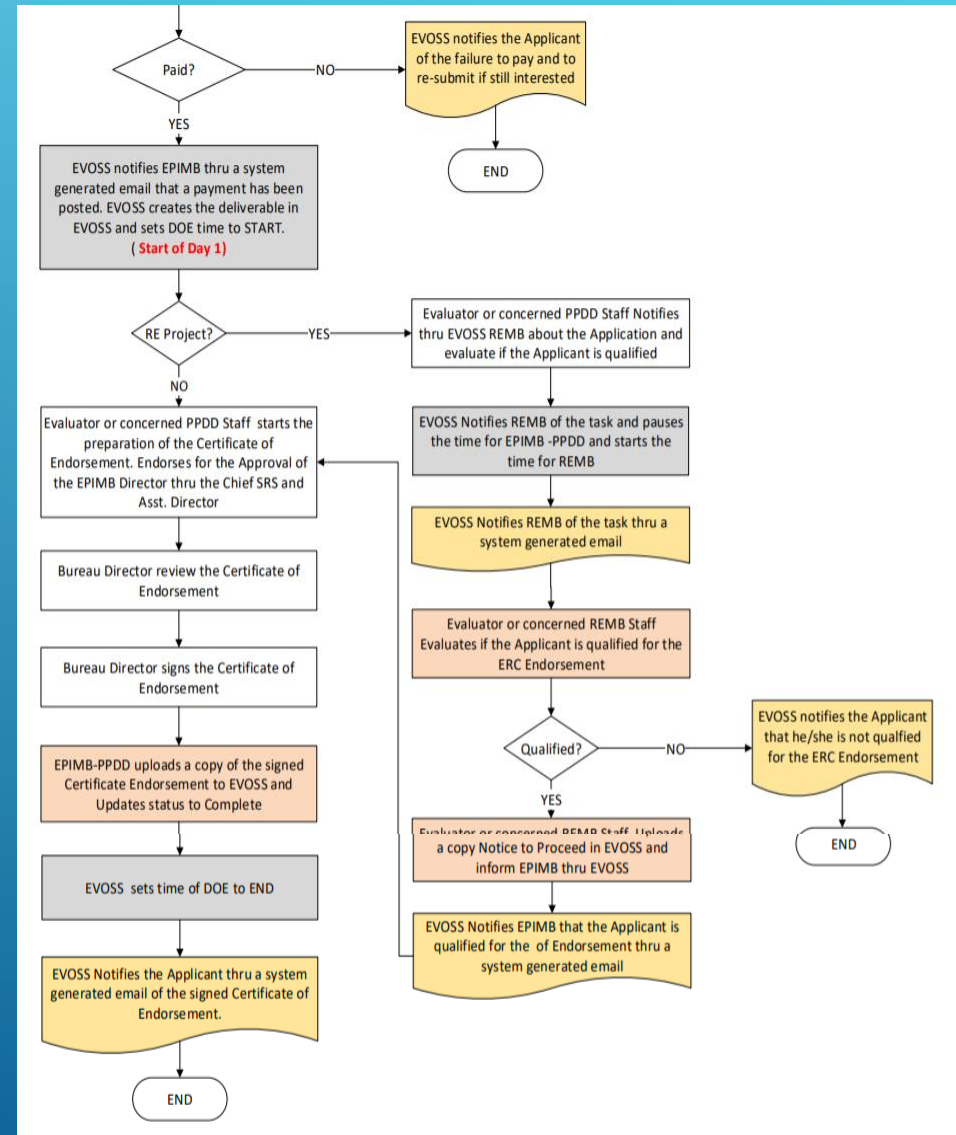
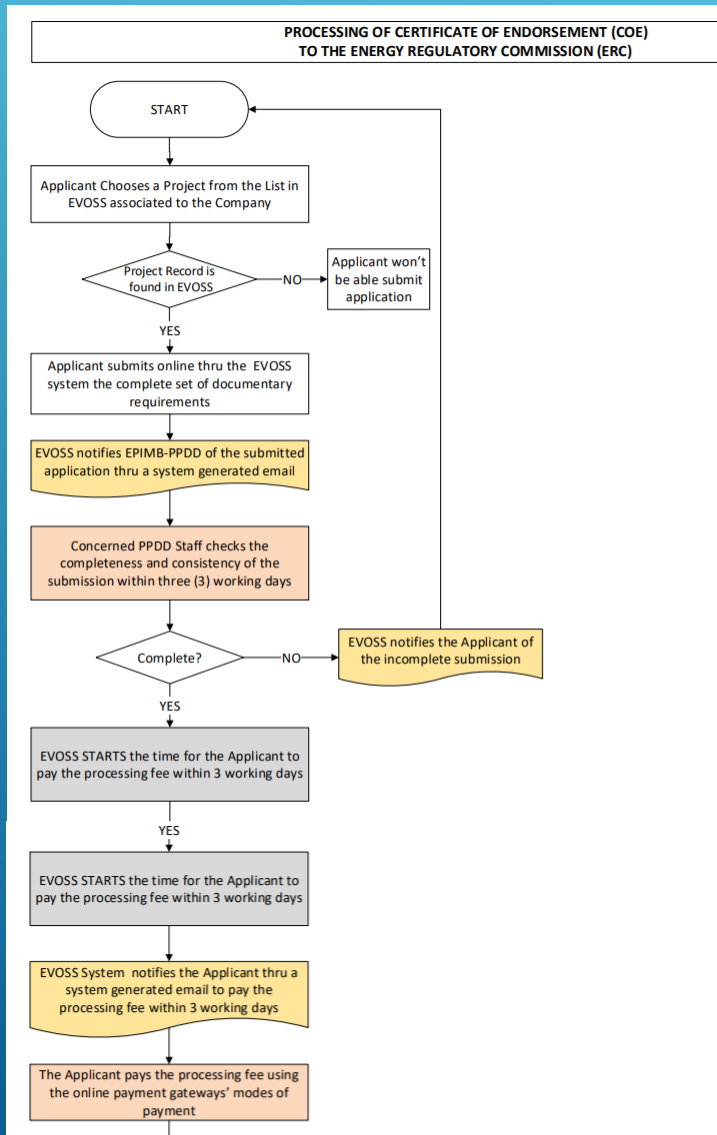


PROCESS FLOW FOR ASSIGNMENT/TRANSFER OF RE CONTRACT

PROCESSING OF REQUEST FOR ASSIGNMENT OR TRANSFER OF RE SERVICE CONTRACT



PROCESS FLOW FOR COE TO ERC



FEE CALCULATOR

In this page, the Applicant can check the required fees of a deliverable.

Fee Calculator

Deliverable	<input type="text" value="Select Deliverable"/>	Fee Type	<input type="text"/>
Capacity (MW)	<input type="text" value="0.00"/>	Hectares	<input type="text" value="0.00"/>
Amount	<input type="text" value="0.00"/>		

Select the deliverable

Select the Type of Fee

Specify the **Capacity (MW)** or **Area in Hectares** based on the project details.

Click on the **Calculate** button to display the required fee for the deliverable.

Thank you